




LITCHFIELD HISTORICAL SOCIETY

MUSEUM | INGRAHAM LIBRARY | TAPPING REEVE HOUSE | LITCHFIELD LAW SCHOOL



CREATE A CIPHER WHEEL

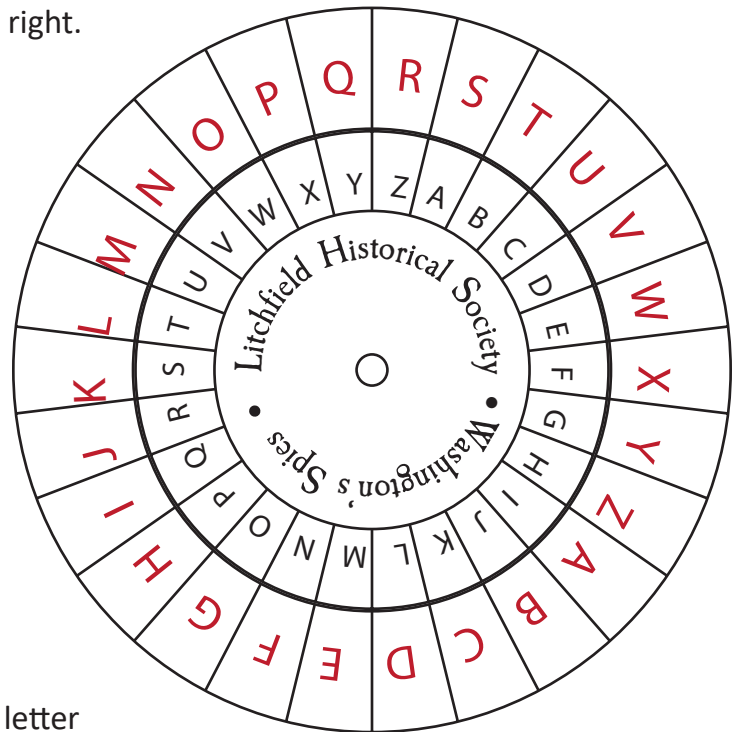
Codes and ciphers are both used to hide important information.

A **cipher** uses an algorithm, or a set of rules, to keep secret a message. If you have the key to the cipher, you can follow the rules to discover the hidden message.

Try writing your name in code using the cipher to the right.

For example, using the key A (in black) = S (in red)
the name JANE in cipher is B-S-F-W

What is your name in code?



To reveal the hidden message below, find the coded letter in red and replace it with the matching letter in black.

LZW DAXW IX KHAWK AK LG CFGO, FGL TW CFGOF
- YWIJYW ZWJTWJL

Create a Cipher Wheel

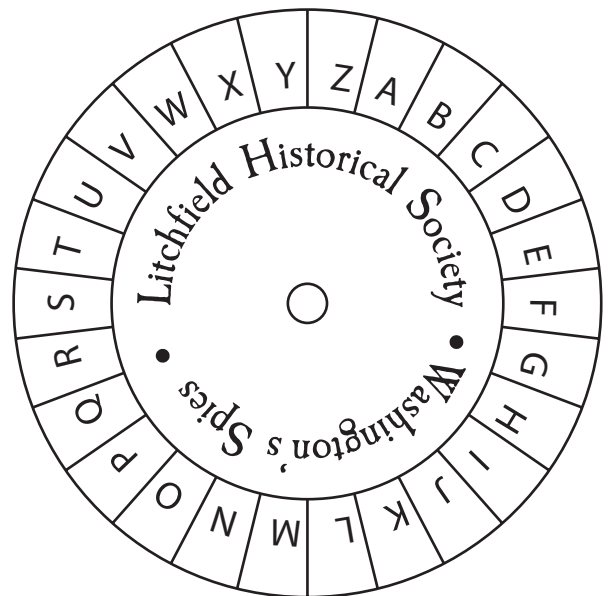
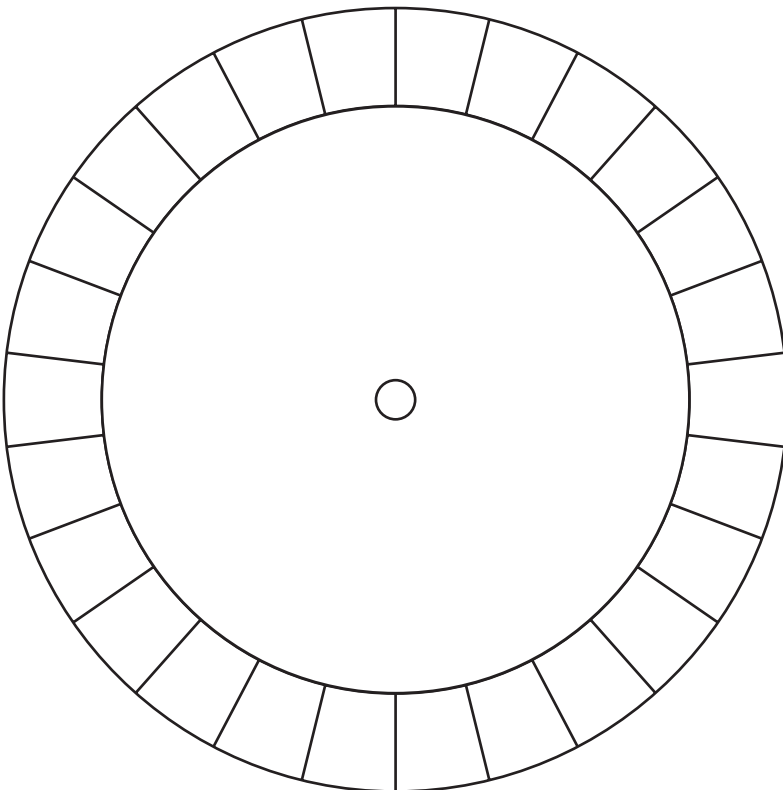
Ciphers wheels can be complicated or simple. Use the template to create a simple substitution cipher wheel. Once you write your hidden message, give it to a friend to solve!

Materials:

- Template
- Scissors
- Brass fast-

1. Cut out the larger and smaller circle
2. On the big wheel, write the alphabet in random order
TIP: You can also use numbers or symbols
3. Line up the two wheels, poke a hole in the center and put a brass fastener through to secure them together.

Now you're ready to write your code! Choose a key letter from the outer wheel to represent the letter A. Line the key letter up with the letter A and write your message.



Share your work with us!

Share your hidden messages with us
by tagging us on social media with
#litchfieldhistory

